

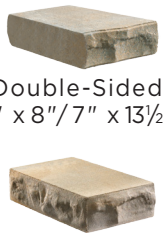




PRODUCT QUANTITY ESTIMATOR

1. Locate wall length to determine number of Torpedo™ base blocks needed.
2. Combine wall length and exposed wall height to determine number of wall blocks needed. The Brisa® retaining wall system can be used to build gravity walls up to 3 feet, excluding the cap.** Installation instructions and estimating are based on using sets.
3. Add double-sided cap block quantities.

	Buried Base Blocks	Exposed Wall Block Set = 1 Finished SF	Cap Blocks
System Blocks	 <p>Set of Brisa® retaining wall blocks or Torpedo™ base block* 4" x 15¾" x 11"</p>	 <p>The 3-inch-high block set consists of two 3" x 16" blocks and one each of the 3" x 10" and 3" x 6" blocks.</p>	 <p>Double-Sided 3" x 8" / 7" x 13½" Cap End 3" x 8" x 13½"</p>

1. BASE BLOCK QUANTITIES

		Wall Length									
		5'	10'	15'	20'	25'	30'	35'	40'	45'	50'
Brisa® 3" wall blocks	Number of Sets	2	3	4	5	7	8	9	10	12	13
Torpedo™ base block*	Number of Blocks	4	8	12	16	20	23	27	31	35	39

2. EXPOSED WALL BLOCK QUANTITIES

Exposed Wall Height		Wall Length									
		5'	10'	15'	20'	25'	30'	35'	40'	45'	50'
1'0"	Number of Sets	5	10	15	20	25	30	35	40	45	50
1'6"		8	15	23	30	38	45	53	60	68	75
2'0"		10	20	30	40	50	60	70	80	90	100
2'6"		13	25	38	50	63	75	88	100	113	125

3. DOUBLE-SIDED CAP BLOCK QUANTITIES (exclude a cap if ending with a cap end)

Wall Type		Wall Length									
		5'	10'	15'	20'	25'	30'	35'	40'	45'	50'
Straight	Number of Blocks	9	17	25	33	41	49	57	65	73	81
Curved		10	19	28	37	46	54	63	72	81	90

*The Torpedo™ base block is available in select markets, and can be used for retaining walls featuring the Anchor rear-lip design up to the retaining wall system's gravity wall height.
**This height assumes level backfill and clean, compacted sand or gravel and no surcharge. Taller walls can be built with the system blocks as the buried base course and geosynthetic reinforcement, or with the Anchorplex™ retaining wall system, when designed by a qualified engineer.