







PRODUCT QUANTITY ESTIMATOR

To use: **1.** Locate wall length to determine number of Torpedo™ base blocks needed. **2.** Combine wall length and exposed wall height to determine number of wall blocks needed. The Matiz™ freestanding wall system can be used to build walls up to 3 feet including base course, but excluding the cap.* Installation instructions and estimating are based on using sets. **3.** Add double-sided cap block quantities.

	Buried Base Blocks	Exposed Wall Block Set = 2 Finished SF; 1 Face Ft.	Column	Cap Blocks
System Blocks	 Torpedo™ base block 4" x 15¾" x 11"	 The 6-inch-high block set consists of two 6" x 16" blocks and one each of the 6" x 10" and 6 x 6" blocks.	 6" x 16¾" x 8"	 Double-Sided 3" x 8" / 7" x 13½"
			Wall End  6" x 11" x 8"	 Cap End 3" x 8" x 13½"

1. TORPEDO™ BASE BLOCK QUANTITIES

	Wall Length										Per Column
	5'	10'	15'	20'	25'	30'	35'	40'	45'	50'	
Number of Blocks	4	8	12	16	20	23	27	31	35	39	4

2. EXPOSED 2-SIDED WALL BLOCK AND COLUMN QUANTITIES (use 1 wall end per course if not ending with a column)

Exposed Wall Height	Number of Sets	Wall Length										Per Column (Column Units)
		5'	10'	15'	20'	25'	30'	35'	40'	45'	50'	
1'0"		5	10	15	20	25	30	35	40	45	50	—
1'6"		8	15	23	30	38	45	53	60	68	75	12
2'0"		10	20	30	40	50	60	70	80	90	100	16
2'6"		13	25	38	50	63	75	88	100	113	125	20

3. DOUBLE-SIDED CAP BLOCK QUANTITIES (exclude a cap if ending with a cap end)

Wall Type	Number of Blocks	Wall Length									
		5'	10'	15'	20'	25'	30'	35'	40'	45'	50'
Straight		9	17	25	33	41	49	57	65	73	81
Curved		10	19	28	37	46	54	63	72	81	90

*Maximum straight-wall length between design elements is 10 feet.