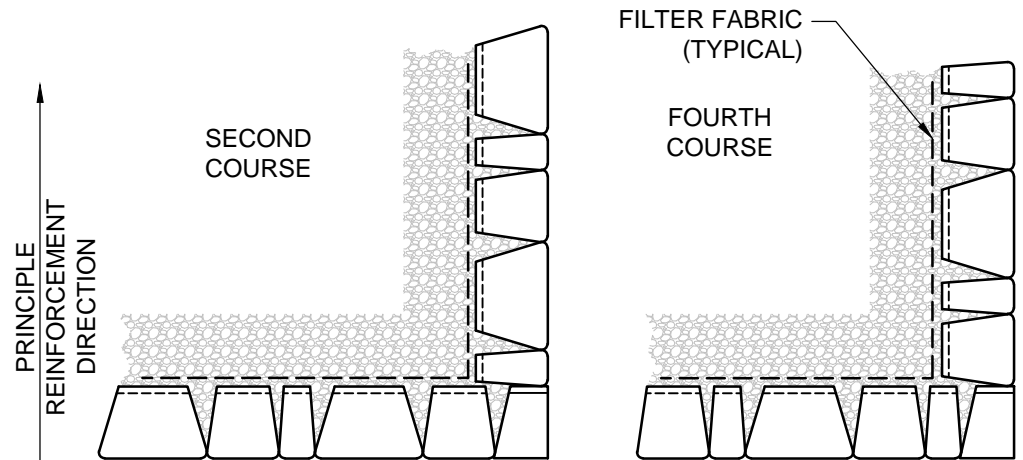

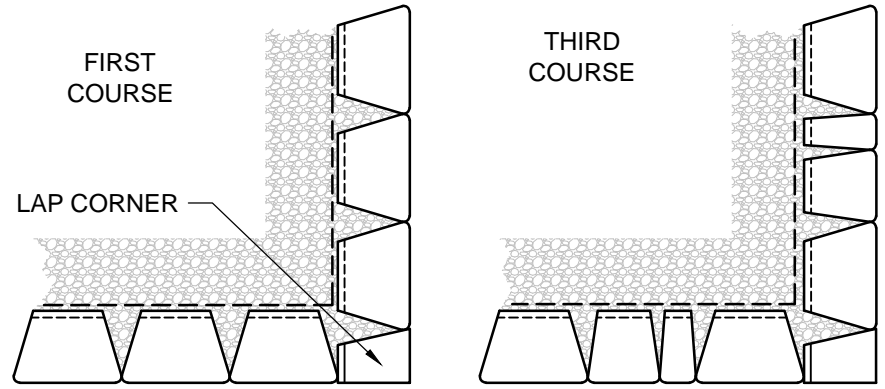
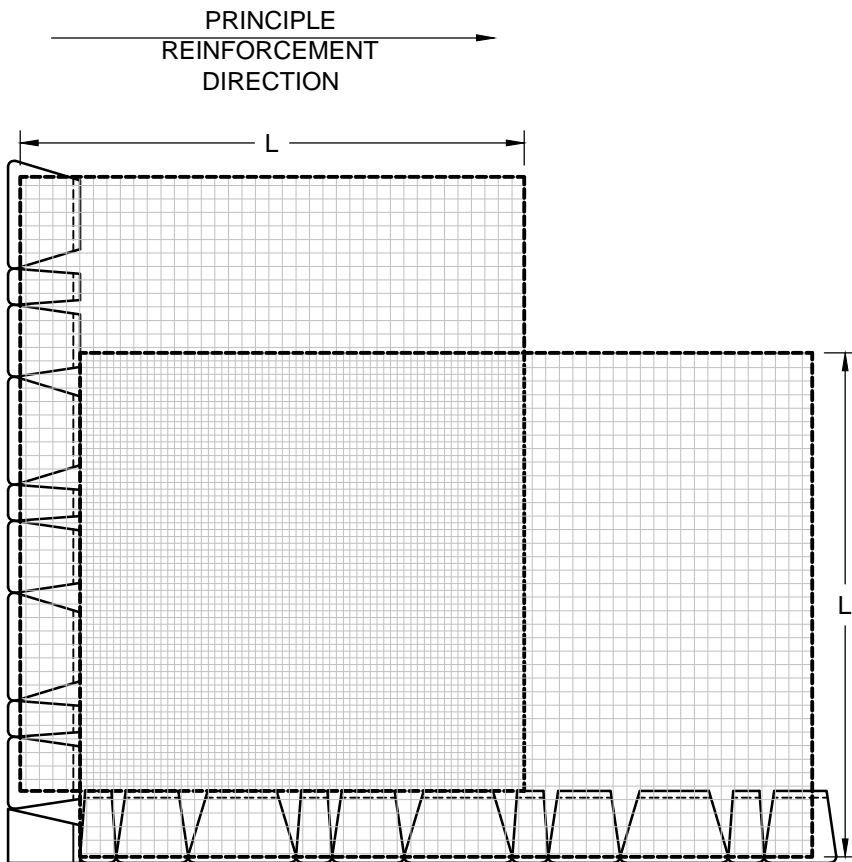


NOTE:
 IN THE "CROSS-OVER AREA" OF REINFORCEMENT, ONE OF THE LAYERS OF REINFORCEMENT SHOULD BE LOWERED OR RAISED ONE COURSE TO ALLOW PLACEMENT OF THE REINFORCEMENT WITH THE PRINCIPLE REINFORCEMENT STRENGTH DIRECTION PROPERLY ORIENTATED. THE REINFORCEMENT SHOULD NOT EXTEND INTO THE SEGMENTAL RETAINING WALL UNITS ON THE RETURN LEG OF THE 90-DEGREE CORNER.



© 2015 Anchor Wall Engineering, LLC
 © and ™ Anchor Wall Systems, Inc.
www.anchorwall.com

This drawing is for illustrative purposes only and should not be used for construction without the signature of a registered professional engineer.

Highland Stone® Retaining Wall System

Outside Corners

Scale:
 3/8" = 1'-0"

Drawn by:
 SB

Date:

Drawing number:
 HIRE29