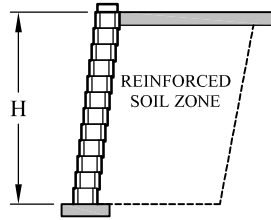


# Diamond Pro® Retaining Wall System

## Estimating Chart for Geosynthetic Reinforcement

### No Slopes and No Surcharges

FOR ESTIMATING PURPOSES ONLY - NOT FOR CONSTRUCTION



	CLAY & SILT SOIL	SILTY / CLAYEY SAND SOIL	CLEAN SAND & GRAVEL SOIL
H	$\phi = 26^\circ$ $\gamma = 120 \text{ pcf (19 kN/m}^3\text{)}$	$\phi = 30^\circ$ $\gamma = 120 \text{ pcf (19 kN/m}^3\text{)}$	$\phi = 34^\circ$ $\gamma = 120 \text{ pcf (19 kN/m}^3\text{)}$
4'-0" (1200 mm) 6 Courses	 4.5 FT (1350 mm) 4.5 FT (1350 mm) 4.5 FT (1350 mm)	 4.0 FT (1200 mm) 4.0 FT (1200 mm)	 4.0 FT (1200 mm) 4.0 FT (1200 mm)
6'-0" (1800 mm) 9 Courses	 6.0 FT (1800 mm) 6.0 FT (1800 mm) 6.0 FT (1800 mm) 6.0 FT (1800 mm)	 5.0 FT (1500 mm) 5.0 FT (1500 mm) 5.0 FT (1500 mm)	 5.0 FT (1500 mm) 5.0 FT (1500 mm) 5.0 FT (1500 mm)
8'-0" (2400 mm) 12 Courses	 7.5 FT (2250 mm) 7.5 FT (2250 mm) 7.5 FT (2250 mm) 7.5 FT (2250 mm) 7.5 FT (2250 mm) 7.5 FT (2250 mm)	 6.5 FT (1950 mm) 6.5 FT (1950 mm) 6.5 FT (1950 mm) 6.5 FT (1950 mm)	 6.0 FT (1800 mm) 6.0 FT (1800 mm) 6.0 FT (1800 mm) 6.0 FT (1800 mm)
10'-0" (3000 mm) 15 Courses	 9.0 FT (2100 mm) 9.0 FT (2100 mm) 9.0 FT (2100 mm) 9.0 FT (2100 mm) 9.0 FT (2100 mm) 9.0 FT (2100 mm) 9.0 FT (2100 mm)	 7.5 FT (2250 mm) 7.5 FT (2250 mm) 7.5 FT (2250 mm) 7.5 FT (2250 mm) 7.5 FT (2250 mm) 7.5 FT (2250 mm)	 7.0 FT (2100 mm) 7.0 FT (2100 mm) 7.0 FT (2100 mm) 7.0 FT (2100 mm) 7.0 FT (2100 mm) 7.0 FT (2100 mm)
12'-0" (3600 mm) 18 Courses	 Wall design to be performed by a professional engineer	 9.0 FT (2700 mm) 9.0 FT (2700 mm) 9.0 FT (2700 mm) 9.0 FT (2700 mm) 9.0 FT (2700 mm) 9.0 FT (2700 mm)	 8.5 FT (2550 mm) 8.5 FT (2550 mm) 8.5 FT (2550 mm) 8.5 FT (2550 mm) 8.5 FT (2550 mm) 8.5 FT (2550 mm)

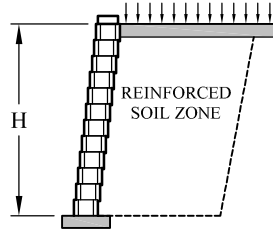
©2023 ANCHOR DIAMOND Group. All rights reserved.  
AD23-006 01/23  
ANCHOR DIAMOND Group  
5909 Baker Rd, Suite 550  
Minnetonka, MN 55345

# Diamond Pro<sup>®</sup> Retaining Wall System

## Estimating Chart for Geosynthetic Reinforcement

### 250 PSF Surcharge

FOR ESTIMATING PURPOSES ONLY - NOT FOR CONSTRUCTION



	CLAY & SILT SOIL	SILTY / CLAYEY SAND SOIL	CLEAN SAND & GRAVEL SOIL
H	$\phi = 26^\circ$ $\gamma = 120 \text{ pcf (19 kN/m}^3\text{)}$	$\phi = 30^\circ$ $\gamma = 120 \text{ pcf (19 kN/m}^3\text{)}$	$\phi = 34^\circ$ $\gamma = 120 \text{ pcf (19 kN/m}^3\text{)}$
4'-0" (1200 mm) 6 Courses			
6'-0" (1800 mm) 9 Courses			
8'-0" (2400 mm) 12 Courses			
10'-0" (3000 mm) 15 Courses			
12'-0" (3600 mm) 18 Courses			

©2023 ANCHOR DIAMOND Group. All rights reserved.  
AD23-006 01/23

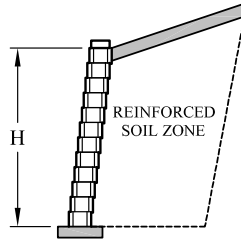
ANCHOR DIAMOND Group  
5909 Baker Rd, Suite 550  
Minnetonka, MN 55345

# Diamond Pro® Retaining Wall System

## Estimating Chart for Geosynthetic Reinforcement

### 3:1 Crest Slope

FOR ESTIMATING PURPOSES ONLY - NOT FOR CONSTRUCTION



	CLAY & SILT SOIL	SILTY / CLAYEY SAND SOIL	CLEAN SAND & GRAVEL SOIL
H	$\phi = 26^\circ$ $\gamma = 120 \text{ pcf (19 kN/m}^3\text{)}$	$\phi = 30^\circ$ $\gamma = 120 \text{ pcf (19 kN/m}^3\text{)}$	$\phi = 34^\circ$ $\gamma = 120 \text{ pcf (19 kN/m}^3\text{)}$
4'-0" (1200 mm) 6 Courses			
6'-0" (1800 mm) 9 Courses			
8'-0" (2400 mm) 12 Courses			
10'-0" (3000 mm) 15 Courses			
12'-0" (3600 mm) 18 Courses			

©2023 ANCHOR DIAMOND Group. All rights reserved.  
 AD23-006 01/23  
 ANCHOR DIAMOND Group  
 5909 Baker Rd, Suite 550  
 Minnetonka, MN 55345