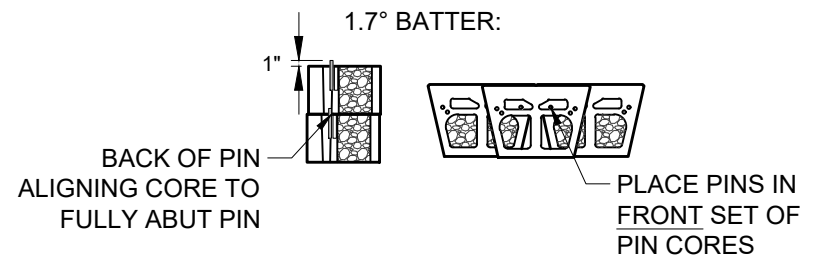
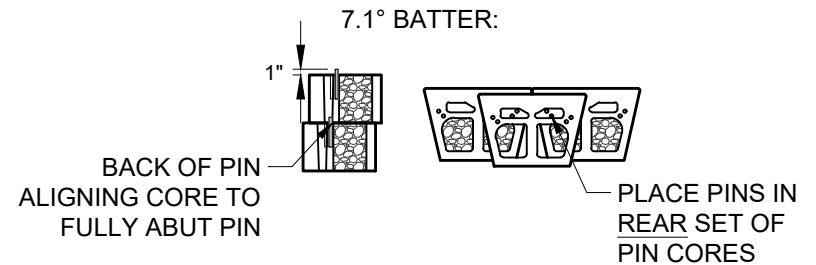
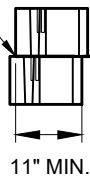


EXTEND GEOSYNTHETIC REINFORCEMENT TO WITHIN 1" OF THE LOWER BLOCK FACE



This drawing is for illustrative purposes only and should not be used for construction without the signature of a registered professional engineer.

www.anchordiamond.com

© 2022 ANCHOR Engineering, LLC® and © 2022 ANCHOR DIAMOND®

Diamond Pro® PS Retaining Wall System

Reinforcement Connection & Pin Placement Detail

Scale:	3/8" = 1'-0"	Drawn by:	SB
Date:	10/7/2022	Drawing number:	DPSS26