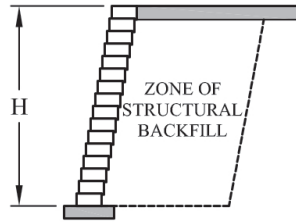


# Anchorplex™ Construction with Diamond® Retaining Wall System Estimating Chart for Structural Backfill

## No Slopes and No Surcharges

FOR ESTIMATING PURPOSES ONLY - NOT FOR CONSTRUCTION



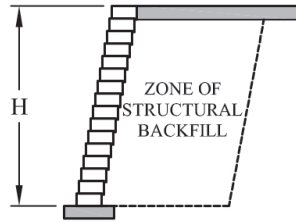
	CLAY & SILT SOIL	SILTY / CLAYEY SAND SOIL	CLEAN SAND & GRAVEL SOIL
H	$\phi = 26^\circ$ $\gamma = 120 \text{ pcf (19 kN/m}^3\text{)}$	$\phi = 30^\circ$ $\gamma = 120 \text{ pcf (19 kN/m}^3\text{)}$	$\phi = 34^\circ$ $\gamma = 120 \text{ pcf (19 kN/m}^3\text{)}$
2'-0" (600 mm) 4 Courses	 0.09 x Wall Length = CY of Structural Backfill	 STRUCTURAL BACKFILL NOT REQUIRED	 STRUCTURAL BACKFILL NOT REQUIRED
3'-0" (900 mm) 6 Courses	 0.13 x Wall Length = CY of Structural Backfill	 0.13 x Wall Length = CY of Structural Backfill	 STRUCTURAL BACKFILL NOT REQUIRED
4'-0" (1200 mm) 8 Courses	 0.17 x Wall Length = CY of Structural Backfill	 0.17 x Wall Length = CY of Structural Backfill	 STRUCTURAL BACKFILL NOT REQUIRED
5'-0" (1500 mm) 10 Courses	 0.28 x Wall Length = CY of Structural Backfill	 0.22 x Wall Length = CY of Structural Backfill	 0.22 x Wall Length = CY of Structural Backfill
6'-0" (1800 mm) 12 Courses	 0.39 x Wall Length = CY of Structural Backfill	 0.34 x Wall Length = CY of Structural Backfill	 0.26 x Wall Length = CY of Structural Backfill
7'-0" (2100 mm) 14 Courses	 0.57 x Wall Length = CY of Structural Backfill	 0.46 x Wall Length = CY of Structural Backfill	 0.39 x Wall Length = CY of Structural Backfill
8'-0" (2400 mm) 16 Courses	 0.74 x Wall Length = CY of Structural Backfill	 0.65 x Wall Length = CY of Structural Backfill	 0.52 x Wall Length = CY of Structural Backfill

© 2022 ANCHOR Diamond® retaining wall systems are manufactured under license from ANCHOR Diamond®. The wall system blocks are covered by the Anchor Diamond® Limited Warranty. For a complete copy, visit your local dealer or see anchordiamond.com. All rights reserved.

Anchor Diamond®  
5909 Baker Rd. Suite 550 • Minnetonka, MN 55345  
AW522-253 10/22

# Anchorplex™ Construction with Diamond® Retaining Wall System Estimating Chart for Structural Backfill 100 PSF Surcharge

FOR ESTIMATING PURPOSES ONLY - NOT FOR CONSTRUCTION



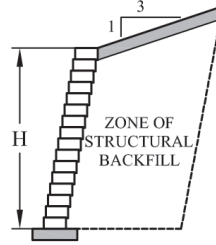
	CLAY & SILT SOIL	SILTY / CLAYEY SAND SOIL	CLEAN SAND & GRAVEL SOIL
H	$\phi = 26^\circ$ $\gamma = 120 \text{ pcf (19 kN/m}^3\text{)}$	$\phi = 30^\circ$ $\gamma = 120 \text{ pcf (19 kN/m}^3\text{)}$	$\phi = 34^\circ$ $\gamma = 120 \text{ pcf (19 kN/m}^3\text{)}$
2'-0" (600 mm) 4 Courses	 1'-4" [400 mm] 0.11 x Wall Length = CY of Structural Backfill	 1'-0" [300 mm] 0.09 x Wall Length = CY of Structural Backfill	 1'-0" [300 mm] 0.09 x Wall Length = CY of Structural Backfill
3'-0" (900 mm) 6 Courses	 1'-7" [470 mm] 0.20 x Wall Length = CY of Structural Backfill	 1'-4" [400 mm] 0.17 x Wall Length = CY of Structural Backfill	 1'-0" [300 mm] 0.13 x Wall Length = CY of Structural Backfill
4'-0" (1200 mm) 8 Courses	 2'-0" [600 mm] 0.32 x Wall Length = CY of Structural Backfill	 1'-7" [470 mm] 0.26 x Wall Length = CY of Structural Backfill	 1'-4" [400 mm] 0.22 x Wall Length = CY of Structural Backfill
5'-0" (1500 mm) 10 Courses	 2'-4" [700 mm] 0.46 x Wall Length = CY of Structural Backfill	 2'-0" [600 mm] 0.40 x Wall Length = CY of Structural Backfill	 1'-7" [470 mm] 0.33 x Wall Length = CY of Structural Backfill
6'-0" (1800 mm) 12 Courses	 2'-7" [770 mm] 0.61 x Wall Length = CY of Structural Backfill	 2'-4" [700 mm] 0.56 x Wall Length = CY of Structural Backfill	 2'-0" [600 mm] 0.48 x Wall Length = CY of Structural Backfill
7'-0" (2100 mm) 14 Courses	 3'-0" [900 mm] 0.82 x Wall Length = CY of Structural Backfill	 2'-7" [770 mm] 0.72 x Wall Length = CY of Structural Backfill	 2'-4" [700 mm] 0.65 x Wall Length = CY of Structural Backfill
8'-0" (2400 mm) 16 Courses	 3'-4" [1000 mm] 1.04 x Wall Length = CY of Structural Backfill	 3'-0" [900 mm] 0.94 x Wall Length = CY of Structural Backfill	 2'-7" [770 mm] 0.82 x Wall Length = CY of Structural Backfill

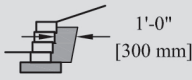
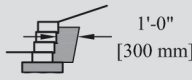

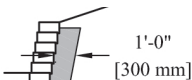
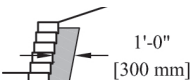
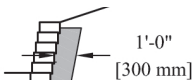









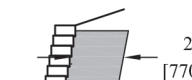
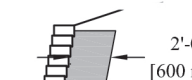
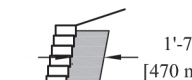



© 2022 ANCHOR Diamond® retaining wall systems are manufactured under license from ANCHOR Diamond®. The wall system blocks are covered by the Anchor Diamond® Limited Warranty. For a complete copy, visit your local dealer or see anchordiamond.com. All rights reserved.  
 Anchor Diamond®  
 5909 Baker Rd. Suite 550 • Minnetonka, MN 55345  
 AWS22-253 10/22



# Anchorplex™ Construction with Diamond® Retaining Wall System Estimating Chart for Structural Backfill 3:1 Crest Slope

FOR ESTIMATING PURPOSES ONLY - NOT FOR CONSTRUCTION



	CLAY & SILT SOIL	SILTY / CLAYEY SAND SOIL	CLEAN SAND & GRAVEL SOIL
H	$\phi = 26^\circ$ $\gamma = 120 \text{ pcf (19 kN/m}^3\text{)}$	$\phi = 30^\circ$ $\gamma = 120 \text{ pcf (19 kN/m}^3\text{)}$	$\phi = 34^\circ$ $\gamma = 120 \text{ pcf (19 kN/m}^3\text{)}$
2'-0" (600 mm) 4 Courses	 0.09 x Wall Length = CY of Structural Backfill	 0.09 x Wall Length = CY of Structural Backfill	 STRUCTURAL BACKFILL NOT REQUIRED
3'-0" (900 mm) 6 Courses	 0.13 x Wall Length = CY of Structural Backfill	 0.13 x Wall Length = CY of Structural Backfill	 0.13 x Wall Length = CY of Structural Backfill
4'-0" (1200 mm) 8 Courses	 0.22 x Wall Length = CY of Structural Backfill	 0.17 x Wall Length = CY of Structural Backfill	 0.17 x Wall Length = CY of Structural Backfill
5'-0" (1500 mm) 10 Courses	 0.33 x Wall Length = CY of Structural Backfill	 0.28 x Wall Length = CY of Structural Backfill	 0.22 x Wall Length = CY of Structural Backfill
6'-0" (1800 mm) 12 Courses	 0.48 x Wall Length = CY of Structural Backfill	 0.39 x Wall Length = CY of Structural Backfill	 0.34 x Wall Length = CY of Structural Backfill
7'-0" (2100 mm) 14 Courses	 0.72 x Wall Length = CY of Structural Backfill	 0.57 x Wall Length = CY of Structural Backfill	 0.46 x Wall Length = CY of Structural Backfill
8'-0" (2400 mm) 16 Courses	 0.94 x Wall Length = CY of Structural Backfill	 0.74 x Wall Length = CY of Structural Backfill	 0.65 x Wall Length = CY of Structural Backfill

© 2022 ANCHOR Diamond® retaining wall systems are manufactured under license from ANCHOR Diamond®. The wall system blocks are covered by the Anchor Diamond® Limited Warranty. For a complete copy, visit your local dealer or see anchordiamond.com. All rights reserved.

Anchor Diamond®  
5909 Baker Rd. Suite 550 • Minnetonka, MN 55345  
AWS2-253 10/22