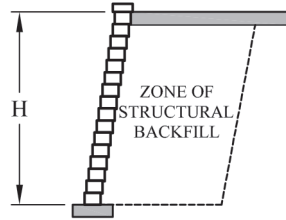


Anchorplex™ Construction with Diamond® 9D Retaining Wall System Estimating Chart for Structural Backfill

No Slopes and No Surcharges

FOR ESTIMATING PURPOSES ONLY - NOT FOR CONSTRUCTION



	CLAY & SILT SOIL	SILTY / CLAYEY SAND SOIL	CLEAN SAND & GRAVEL SOIL
H	$\phi = 26^\circ$ $\gamma = 120 \text{ pcf (19 kN/m}^3\text{)}$	$\phi = 30^\circ$ $\gamma = 120 \text{ pcf (19 kN/m}^3\text{)}$	$\phi = 34^\circ$ $\gamma = 120 \text{ pcf (19 kN/m}^3\text{)}$
4'-0" (1200 mm) 6 Courses	<p>1'-0" [300 mm]</p> <p>0.22 x Wall Length = CY of Structural Backfill</p>	<p>1'-0" [300 mm]</p> <p>0.22 x Wall Length = CY of Structural Backfill</p>	<p>1'-0" [300 mm]</p> <p>0.22 x Wall Length = CY of Structural Backfill</p>
6'-0" (1800 mm) 9 Courses	<p>2'-0" [600 mm]</p> <p>0.56 x Wall Length = CY of Structural Backfill</p>	<p>1'-6" [450 mm]</p> <p>0.44 x Wall Length = CY of Structural Backfill</p>	<p>1'-6" [450 mm]</p> <p>0.44 x Wall Length = CY of Structural Backfill</p>
8'-0" (2400 mm) 12 Courses	<p>2'-6" [750 mm]</p> <p>0.89 x Wall Length = CY of Structural Backfill</p>	<p>2'-0" [600 mm]</p> <p>0.74 x Wall Length = CY of Structural Backfill</p>	<p>2'-0" [600 mm]</p> <p>0.74 x Wall Length = CY of Structural Backfill</p>

© 2022 ANCHOR Diamond® retaining wall systems are manufactured under license from ANCHOR Diamond®. The wall system blocks are covered by the Anchor Diamond® Limited Warranty. For a complete copy, visit your local dealer or see anchordiamond.com. All rights reserved.

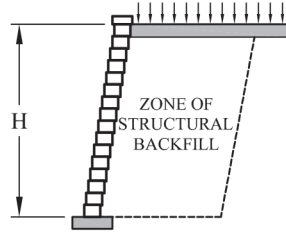
Anchor Diamond®
5909 Baker Rd. Suite 550 • Minnetonka, MN 55345
AWS22-253 10/22

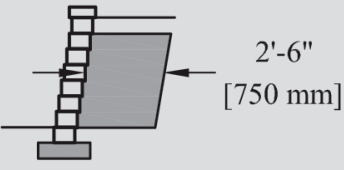
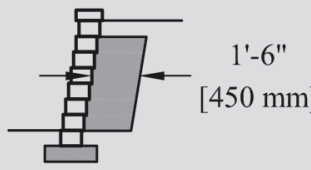
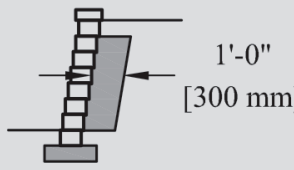
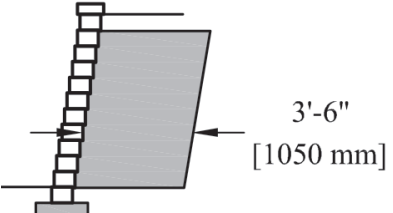
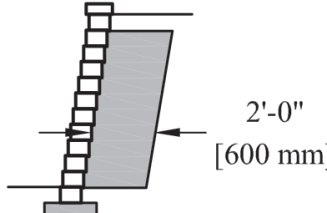
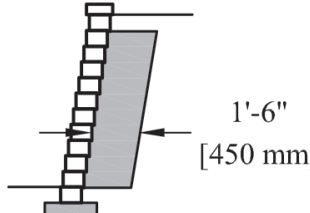
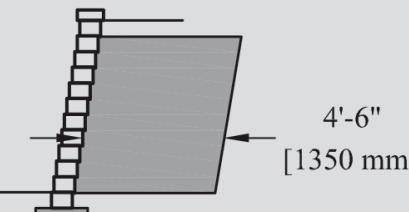
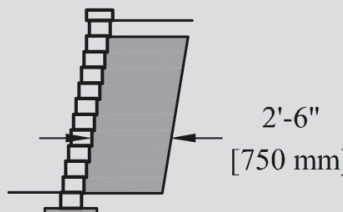
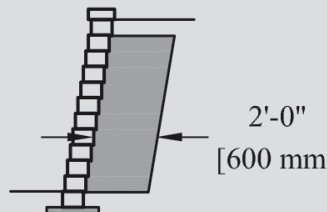
Anchorplex™ Construction with Diamond® 9D

Retaining Wall System Estimating Chart for Structural Backfill

250 PSF Surcharge

FOR ESTIMATING PURPOSES ONLY - NOT FOR CONSTRUCTION



	CLAY & SILT SOIL	SILTY / CLAYEY SAND SOIL	CLEAN SAND & GRAVEL SOIL
H	$\phi = 26^\circ$ $\gamma = 120 \text{ pcf (19 kN/m}^3\text{)}$	$\phi = 30^\circ$ $\gamma = 120 \text{ pcf (19 kN/m}^3\text{)}$	$\phi = 34^\circ$ $\gamma = 120 \text{ pcf (19 kN/m}^3\text{)}$
4'-0" (1200 mm) 6 Courses	 <p style="text-align: center;">2'-6" [750 mm]</p> <p style="text-align: center;">0.44 x Wall Length = CY of Structural Backfill</p>	 <p style="text-align: center;">1'-6" [450 mm]</p> <p style="text-align: center;">0.30 x Wall Length = CY of Structural Backfill</p>	 <p style="text-align: center;">1'-0" [300 mm]</p> <p style="text-align: center;">0.22 x Wall Length = CY of Structural Backfill</p>
6'-0" (1800 mm) 9 Courses	 <p style="text-align: center;">3'-6" [1050 mm]</p> <p style="text-align: center;">0.89 x Wall Length = CY of Structural Backfill</p>	 <p style="text-align: center;">2'-0" [600 mm]</p> <p style="text-align: center;">0.56 x Wall Length = CY of Structural Backfill</p>	 <p style="text-align: center;">1'-6" [450 mm]</p> <p style="text-align: center;">0.44 x Wall Length = CY of Structural Backfill</p>
8'-0" (2400 mm) 12 Courses	 <p style="text-align: center;">4'-6" [1350 mm]</p> <p style="text-align: center;">1.48 x Wall Length = CY of Structural Backfill</p>	 <p style="text-align: center;">2'-6" [750 mm]</p> <p style="text-align: center;">0.89 x Wall Length = CY of Structural Backfill</p>	 <p style="text-align: center;">2'-0" [600 mm]</p> <p style="text-align: center;">0.74 x Wall Length = CY of Structural Backfill</p>

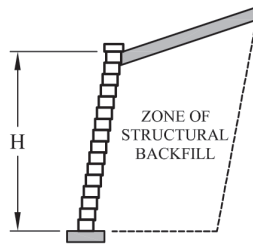
© 2022 ANCHOR Diamond® retaining wall systems are manufactured under license from ANCHOR Diamond®. The wall system blocks are covered by the Anchor Diamond® Limited Warranty. For a complete copy, visit your local dealer or see anchordiamond.com. All rights reserved.

Anchor Diamond®
 5909 Baker Rd. Suite 550 • Minnetonka, MN 55345
 AWS22-253 10/22

Anchorplex™ Construction with Diamond® 9D Retaining Wall System Estimating Chart for Structural Backfill

3:1 Crest Slope

FOR ESTIMATING PURPOSES ONLY - NOT FOR CONSTRUCTION



	CLAY & SILT SOIL	SILTY / CLAYEY SAND SOIL	CLEAN SAND & GRAVEL SOIL
H	$\phi = 26^\circ$ $\gamma = 120 \text{ pcf (19 kN/m}^3\text{)}$	$\phi = 30^\circ$ $\gamma = 120 \text{ pcf (19 kN/m}^3\text{)}$	$\phi = 34^\circ$ $\gamma = 120 \text{ pcf (19 kN/m}^3\text{)}$
4'-0" (1200 mm) 6 Courses	<p>2'-6" [750 mm]</p> <p>0.44 x Wall Length = CY of Structural Backfill</p>	<p>1'-0" [300 mm]</p> <p>0.22 x Wall Length = CY of Structural Backfill</p>	<p>1'-0" [300 mm]</p> <p>0.22 x Wall Length = CY of Structural Backfill</p>
6'-0" (1800 mm) 9 Courses	<p>4'-0" [1200 mm]</p> <p>1.00 x Wall Length = CY of Structural Backfill</p>	<p>2'-0" [600 mm]</p> <p>0.56 x Wall Length = CY of Structural Backfill</p>	<p>1'-6" [450 mm]</p> <p>0.44 x Wall Length = CY of Structural Backfill</p>
8'-0" (2400 mm) 12 Courses	<p>5'-6" [1650 mm]</p> <p>1.78 x Wall Length = CY of Structural Backfill</p>	<p>2'-6" [750 mm]</p> <p>0.89 x Wall Length = CY of Structural Backfill</p>	<p>2'-0" [600 mm]</p> <p>0.74 x Wall Length = CY of Structural Backfill</p>

© 2022 ANCHOR Diamond® retaining wall systems are manufactured under license from ANCHOR Diamond®. The wall system blocks are covered by the Anchor Diamond® Limited Warranty. For a complete copy, visit your local dealer or see anchordiamond.com. All rights reserved.

Anchor Diamond®
5909 Baker Rd. Suite 550 • Minnetonka, MN 55345
AWS22-253 10/22